

# Leksell® Vantage™ Stereotactic System with Accessories



**Since the founding of our company by Lars Leksell more than 50 years ago, Elekta has delivered more than 1,800 stereotactic arc systems and more than 4,000 coordinate head frames to leading neurosurgical clinics around the world. The constant search for the very best treatments places new demands on the equipment used for these procedures.**

This product guide provides a comprehensive overview of Leksell Vantage Sterotactic System.

# Content

## **Leksell® Vantage™ Stereotactic System with Accessories**

---

Head Frame	4
Arc System	6
MR Imaging	7
CT Imaging	8
Biopsy	9
Other Interventional Instruments	9
Elekta MicroDrive™	10
Electrodes for Elekta MicroDrive™	11
Guide Tubes for MER and DBS electrodes	12
Leksell Vantage Spare Parts	13
Training	15







---





Visit [elekta.com/vantage](https://www.elekta.com/vantage) for system details

# Leksell® Vantage™ Stereotactic System with Accessories



## Head Frame

Qty		Article Number	Description
1		1051800	<p><b>Leksell® Vantage™ Head Frame</b></p> <p>This new design of the head frame gives an opening in front of the face, giving space for intubation of the patient if necessary in an emergency situation. The frame is MR Safe.</p> <p>The frame is designed for head sizes from 49–62 cm in circumference. The head width can be 134–175 mm in range and length 167–215 mm in range.</p> <p>2 Leksell Vantage Keys are included.</p>
5		1523008	<p><b>Leksell® Vantage™ Head Frame Positioning Band, 10 pcs.</b></p> <p>The single-use positioning band has two bands in the shape of a cross. It is an aid for frame attachment and determination of FirmFix™ size.</p>
1		1519662	<p><b>FirmFix™ 1, 20 pairs</b></p> <p>The single-use FirmFix attaches the frame to the patient's head. The 20 FirmFix pairs are delivered in a box with 20 FirmFix sterile bags. There are five sizes available, where FirmFix 1 has the shortest length and FirmFix 5 the longest length. All FirmFix are MR Safe.</p>
1		1519663	<p><b>FirmFix™ 2, 20 pairs</b></p> <p>The single-use FirmFix attaches the frame to the patient's head. The 20 FirmFix pairs are delivered in a box with 20 FirmFix sterile bags. There are five sizes available, where FirmFix 1 has the shortest length and FirmFix 5 the longest length. All FirmFix are MR Safe.</p>
3		1519664	<p><b>FirmFix™ 3, 20 pairs</b></p> <p>The single-use FirmFix attaches the frame to the patient's head. The 20 FirmFix pairs are delivered in a box with 20 FirmFix sterile bags. There are five sizes available, where FirmFix 1 has the shortest length and FirmFix 5 the longest length. All FirmFix are MR Safe.</p>
3		1519665	<p><b>FirmFix™ 4, 20 pairs</b></p> <p>The single-use FirmFix attaches the frame to the patient's head. The 20 FirmFix pairs are delivered in a box with 20 FirmFix sterile bags. There are five sizes available, where FirmFix 1 has the shortest length and FirmFix 5 the longest length. All FirmFix are MR Safe.</p>








Qty		Article Number	Description
1		1519666	<b>FirmFix™ 5, 20 pairs</b> The single-use FirmFix attaches the frame to the patient's head. The 20 FirmFix pairs are delivered in a box with 20 FirmFix sterile bags. There are five sizes available, where FirmFix 1 has the shortest length and FirmFix 5 the longest length. All FirmFix are MR Safe.
1		1519704	<b>FirmFix™ Ruler, 200 pieces</b> The pin ruler measurement determines which FirmFix size to use. The pin ruler has a 1-5 scale that corresponds to the five different FirmFix sizes. The FirmFix Ruler is MR Safe.

## Arc System





Qty		Article Number	Description
1		1053958	<p><b>Leksell® Vantage™ Arc System</b></p> <p>Leksell Vantage Arc System is designed to allow the surgeon to select any desired trajectory to the predetermined target, regardless of the patient's position, when using together with Leksell® Vantage™ Head Frame.</p> <p>It's used for diagnostic and therapeutic procedures, such as functional interventions and minimally invasive neurosurgical procedures, within its intended use. The arc system is MR Conditional.</p>
1		1523231	<p><b>Leksell® Vantage™ Arc Tray</b></p> <p>The sterilization tray is used for the sterilization procedure for the parts of the Leksell Vantage Arc System, Leksell Vantage Key and Leksell Vantage Arc Cross-Hairs.</p>
1		1072447	<p><b>Leksell® Vantage™ Frame Holder</b></p> <p>The frame holder enables stereotactic CT scanning in diagnostic CT scanners and intraoperative CT scanners with an attachment to OR tables.</p>
1		1072929	<p><b>Vantage Starburst 3/8"</b></p> <p>The starburst interface for operating table base units with 3/8" screw interface, the starburst screw and allen key 6 mm.</p>
1		1072931	<p><b>Vantage Radiolucent Starburst 1/2"</b></p> <p>The radiolucent starburst interface for operating table base units with 1/2" screw interface, the starburst screw and allen key 6 mm.</p>
5		1514116	<p><b>Elekta Stereotactic Drapes</b></p> <p>A set of 10 individual sterile drapes, tailor-made for Leksell Stereotactic System and Leksell Vantage Stereotactic System.</p>
1		1055306	<p><b>Leksell® Vantage™ Cross-Hairs Kit</b></p> <p>The Leksell Vantage Cross-Hairs kit in stainless steel is used with Leksell Vantage Stereotactic System to intraoperatively check the placement of inserted electrodes, catheters or other instruments in relation to the set target point.</p> <p>The cross-hair has two parts. The cross plate has a thin pattern of a cross and the ring plate has a thin pattern of concentric rings. This difference makes it easy to find the line of sight in x-ray images. The ring plate and cross plate are equipped with rubber o-rings that ensure secure attachment to the rings of the arc. The cross-hair is MR Unsafe.</p>

# MR Imaging



Qty		Article Number	Description
1		1054250	<p><b>MRI Fiducial Box</b></p> <p>The MRI fiducial box is used with Leksell Vantage Head Frame to provide fiducial markers (reference points) in the image to position the patient's brain in the stereotactic coordinate system. It's then possible to get stereotactic target coordinates. The MR images are sent to the treatment planning software.</p> <p>It's designed to be used in a head coil with a minimum of 250 millimeters in diameter.</p> <p>The fiducial box, the filling screwdriver and the box screwdriver are MR Safe.</p>
1		1053930	<p><b>MRI Head Coil Adapter, universal</b></p> <p>There are four different coil adapters that support the patient's head within the frame inside the MRI Head coils. These supports prevent movement. The coil adapter is attached to the back of the frame.</p> <p>All the coil adapters are MR Safe.</p>
1		1054774	<p><b>MRI Head Coil Adapter, upper stop</b></p> <p>There are four different coil adapters that support the patient's head within the frame inside the MRI head coils. These supports prevent movement. The coil adapter is attached to the back of the frame.</p> <p>The coil adapter's lower and upper stops prevent the coil adapter from sliding too far into the head coil.</p> <p>All the coil adapters are MR Safe.</p>
1		1054773	<p><b>MRI Head Coil Adapter, lower stop</b></p> <p>There are four different coil adapters that support the patient's head within the frame inside the MRI head coils. These supports prevent movement. The coil adapter is attached to the back of the frame.</p> <p>The coil adapter's lower and upper stops prevent the coil adapter from sliding too far into the head coil.</p> <p>All the coil adapters are MR Safe.</p>
1		1054775	<p><b>MRI Head Coil Adapter, large</b></p> <p>There are four different coil adapters that support the patient's head within the frame inside the MRI head coils. These supports prevent movement. The coil adapter is attached to the back of the frame.</p> <p>All the coil adapters are MR Safe.</p>



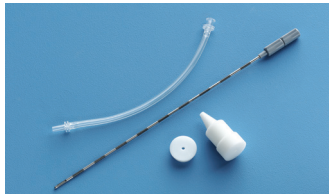
## CT Imaging

Qty		Article Number	Description
1		1072928	<p><b>Leksell® Vantage™ CT Fiducial Box</b></p> <p>This stereotactic CT fiducial box for Leksell Vantage Head Frame System is based on the same fiducial geometry as the Leksell Coordinate Frame G CT Fiducial box.</p>
1		1072447	<p><b>Leksell® Vantage™ Frame Holder</b></p> <p>The frame holder enables stereotactic CT scanning in diagnostic CT scanners and intraoperative CT scanners with an attachment to OR tables.</p>
1		1072893	<p><b>Leksell® Vantage™ CT Interface</b></p> <p>The CT interface interfaces to existing Leksell CT-Table Fixations.</p>
1		1072922	<p><b>Leksell® Vantage™ Frame Holder Extension</b></p> <p>The Frame Holder Extension is used with Leksell Vantage Frame Holder to enable docking to the Leksell Vantage CT Interface.</p>
1		A0401-xx	<p><b>CT-Table Fixation</b></p> <p>The CT-Table Fixation serves as interfacing for diagnostic scanners. (Please check with facility about which CT scanner model is used for stereotactic imaging to identify correct CT Table fixation model.) Note: Scanner model needs to be specified at order for identification of correct CT-table fixation model.</p>





Articles listed below are the interventional surgical accessories also used with Leksell Stereotactic System®

## Biopsy

Qty		Article Number	Description
1		1522155	<p><b>Sedan Side-Cutting Biopsy Kit 2.1 mm</b></p> <p>The vacuum and side-cutting principle of Sedan has been adapted to Leksell Stereotactic System and Leksell Vantage Stereotactic System in this biopsy needle with a 5.0 mm needle window. Sterilization tray and Stop and Guide Insert with a diameter of 2.1 mm are included in the kit.</p>
1		A2200-01	<p><b>Salcman Twist Drill Kit I</b></p> <p>Salcman Twist Drills are used to twist drill burr holes guided through Leksell® Multi Purpose Stereotactic Arc or Leksell Vantage Arc System. The kit includes two drills of diameters 2.10/3.20 mm with a reducing tube for the smaller drill.</p>
1		A2430-01	<p><b>Sedan Side-Cutting Biopsy Needle Kit I</b></p> <p>The vacuum and side-cutting principle of Sedan has been adapted to Leksell Stereotactic System and Leksell Vantage Stereotactic System in this biopsy needle with a 10.0 mm needle window. Sterilization tray and Stop and Guide Insert with a diameter of 2.5 mm are included in the kit.</p>
1		911933	<p><b>Disposable Biopsy Needle kits, set of 6</b></p> <p>These needles are an alternative to reusable biopsy needles, addressing cross-contamination concerns. The kit includes a disposable side-cutting biopsy needle with an 8.0 mm needle window, an aspiration tube and disposable Stop and Guide Insert.</p>



## Other Interventional Instruments

Qty		Article Number	Description
1		A2800-15	<p><b>Backlund 1.5 Catheter Insertion Needle Kit</b></p> <p>Backlund Catheter Insertion Needle Kits are used with Leksell Stereotactic System or Leksell Vantage Stereotactic System for standardized and safe routines when puncturing intracranial cavities. The insertion needle diameter in this kit is 2.1 mm, accommodating catheter diameters of 1.5 mm.</p>
1		A2800-26	<p><b>Backlund 2.6 Catheter Insertion Needle Kit</b></p> <p>Backlund Catheter Insertion Needle Kits are used with Leksell Stereotactic System or Leksell Vantage Stereotactic System for standardized and safe routines when puncturing intracranial cavities. The insertion needle diameter in this kit is 3.5 mm, accommodating catheter diameters of 2.6 mm.</p>



## Other Interventional Instruments (continued)

Qty		Article Number	Description
1		1506444	<p><b>Backlund Injection/Aspiration Needle Kit I</b></p> <p>The kit includes a set of neurosurgical instruments designed for the injection and for diagnostic and therapeutic punctures, aspirations and evacuations. The cannula is equipped with a Luer lock connector to accommodate the use of auxiliary components. Cannula outer diameter is 1.5 mm and inner diameter is 1.0 mm. Injection/Aspiration Needle Kit is designed for use with Leksell Stereotactic System or Leksell Vantage Stereotactic System.</p>
1		A2600-01	<p><b>Backlund Haematoma Evacuator Kit</b></p> <p>The Backlund Haematoma Evacuator Kit is part of the Leksell Stereotactic System and Leksell Vantage Stereotactic System. It allows evacuation of hematomas through a single burr hole using stereotactic techniques.</p>
1		907801	<p><b>Insertion Cannula Kit</b></p> <p>The Insertion Cannula Kit is designed to obtain safe guidance of implants, electrodes or catheters using Leksell Stereotactic System or Leksell Vantage Stereotactic System.</p> <p>The needle has a length of 190 mm and an inner diameter of 1.6 mm.</p>




## Elekta MicroDrive™

Qty		Article Number	Description
1		1017213	<p><b>Elekta MicroDrive™</b></p> <p>Elekta MicroDrive is fully integrated with Leksell Multi Purpose Arc and Leksell Vantage Arc System. It provides exact positioning of electrodes in the brain when performing Micro Electrode Recording (MER), macrostimulation and lead electrode implantation.</p>
1		1019326	<p><b>Elekta MicroDrive™, St. Jude</b></p> <p>This MicroDrive contains the same articles as the Elekta MicroDrive with article number 1017213, except the MicroGun has a larger inner diameter to enable implantation of the older deep brain stimulation DBS electrodes from St. Jude Medical. A MicroGun with an inner diameter of 1.73 mm (article number MER590301) is included in this kit.</p> <p>Please make sure that the electrodes from St. Jude Medical are the older versions with larger diameter.</p>





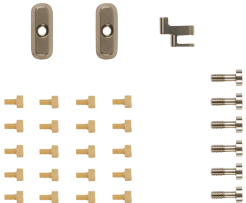
## Electrodes for Elekta MicroDrive™

	Article Number	Description
	1017059	<p><b>MicroDrive Bipolar Lesion Electrode Kit, Tip 1.3x1.5.1.5 mm</b></p> <p>Bipolar macroelectrode for macrostimulation and bipolar lesioning using Leksell® Neuro Generator and Elekta MicroDrive. Tip diameter = 1.3 mm, active tip length = 1.5 mm, neutral pole length = 1.5 mm, tip section length = 25 mm, outer diameter = 1.65 mm, length = 255 mm.</p>
	MER230766	<p><b>MicroMacro Electrode 0.6 mm with depth stop</b></p> <p>Combined electrode with a micro tip and macroelectrode. The micro tip is used for recording and for microstimulation. A metal band 1.5 mm above the tip is used for macrostimulation. Recording bipolar, stimulation monopolar, tungsten electrode in Mohm range. Length = 300 mm, ETO-sterilized, single use. Set of 5 electrodes, individually packed.</p>
	MER230781	<p><b>MicroMove Electrode with depth stop</b></p> <p>Microelectrode with depth stop is tailor-made to the Elekta MicroDrive. Moveable tip can be advanced 10 mm in front of stimulation contact. Tip diameter = 0.28 mm, length = 277 mm, outer diameter = 0.6 mm, impedance = 1 Mohm. Packed sterile, single-use. Set of 5, individually packed.</p>
	MER590707	<p><b>5 Channel Connecting Cable, for Medtronic Leadpoint</b></p> <p>The connecting cable is for MicroMacro Electrodes, with 1.5 mm safety plugs.</p>




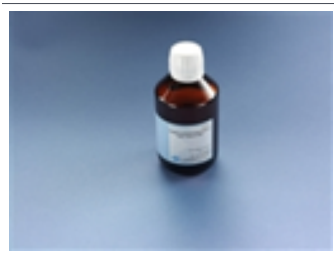

## Guide Tubes for MER and DBS electrodes

Qty		Article Number	Description
1		MER230886	<p><b>Universal Guide Tube 10/30 mm before target point</b></p> <p>The Universal Guide Tube is for MicroMacro or MicroElectrode and Medtronic DBS lead. The guide tube is fixated in the MicroGun and is not moving with the electrode when advanced toward the target. The inner guide tube for the MicroMacro or MicroElectrodes ends 10 mm before the target, and the outer guide tube for the Medtronic DBS lead ends 30 mm before the target. Inner guide tube outer diameter = 1.40 mm, inner diameter = 1.0 mm, length = 206 mm. DBS guide tube outer diameter = 1.65 mm, inner diameter = 1.45 mm, length = 186 mm. Packed sterile, single use. Set of 5, individually packed.</p>
1		MER230880	<p><b>Universal Guide Tube 10/13 mm before target point</b></p> <p>The Universal Guide Tube is for MicroMacro or MicroElectrode and Medtronic DBS lead. The guide tube is fixated in the MicroGun and is not moving with the electrode when advanced toward the target. The inner guide tube for the MicroMacro or MicroElectrodes ends 10 mm before the target, and the outer guide tube for the Medtronic DBS lead ends 13 mm before the target. Inner guide tube outer diameter = 1.40 mm, inner diameter = 1.9 mm, length = 206 mm. DBS guide tube outer diameter = 1.65 mm, inner diameter = 1.45 mm, length = 203 mm. Packed sterile, single use. Set of 5 individually packed.</p> <p>Only for DBS electrodes longer than 300 mm.</p>
1		MER230887	<p><b>Universal Guide Tube 20/30 mm before target point</b></p> <p>The Universal Guide Tube is for MicroMacro or MicroElectrode and Medtronic DBS lead. The guide tube is fixated in the MicroGun and is not moving with the electrode when advanced toward the target. The inner guide tube for the MicroMacro or MicroElectrodes ends 20 mm before the target, and the outer guide tube for the Medtronic DBS lead ends 30 mm before the target. Inner guide tube outer diameter = 1.40 mm, inner diameter = 1.0 mm, length = 196 mm. DBS guide tube outer diameter = 1.65 mm, inner diameter = 1.45 mm, length = 186 mm. Packed sterile, single use. Set of 5, individually packed.</p>

## Leksell Vantage Spare Parts

	Article Number	Description
	1536894	<p><b>Leksell Vantage Key</b></p> <p>This key is an instrument screwdriver used with the Leksell Vantage Stereotactic Arc System and FirmFix pins during Leksell Vantage Head Frame fixation.</p>
	1003851	<p><b>Knob Spare Part Kit</b></p> <p>This spare part kit is for Leksell® Multi Purpose Stereotactic Arc, Leksell Vantage Arc System and Frame Adapter for Leksell Gamma Knife® Perfexion™. The kit has two knobs.</p>
	1060488	<p><b>Leksell Vantage Support Arc</b></p> <p>The Support Arc is a spare part for the Leksell Vantage Stereotactic Arc System. Includes arc supports left and right.</p>
	1537474	<p><b>Leksell Vantage YZ Locking Kit</b></p> <p>The YZ Locking Kit is a spare parts kit for Leksell Vantage YZ locking. It includes articles 903254 Leksell Vantage YZ-slide screw (16 pieces), 1051804 Leksell Vantage Y locking piece (4 pieces) and 1051838 Leksell Vantage Y-scale screw (4 pieces).</p>
	1536892	<p><b>Leksell Vantage Arc Spare Parts Kit</b></p> <p>The Arc Spare Parts Kit for Leksell Vantage Stereotactic Arc includes articles 1057489 Leksell Vantage Arc carrier lock (2 pieces), 1055070 Leksell Vantage Arc PEEK screw (20 pieces), 1051756 Leksell Vantage X-scale lock (1 piece) and 1000581 Leksell Arc screw (6 pieces).</p>

## Leksell Vantage Spare Parts (continued)

	Article Number	Description
	1006741	<p><b>Stainless Steel Screw Kit M 4x8</b></p> <p>Screw package has 10 stainless steel 4 x 8 mm Allen screws and is used with Leksell Multi Purpose Arc or Leksell Vantage Arc System.</p>
	814931	<p><b>Cross Hair Target O-Ring Kit</b></p> <p>The ring plate and cross plate are equipped with rubber o-rings, which ensure safe attachment to the rings of the arc axes. Spare part o-rings can be bought in this set of 10 pieces.</p>
	1005993	<p><b>Open MR-Indicator Spare Parts Kit</b></p> <p>Spare part sealing screws for side plate channels on the "two-side plate" Open MR Indicator for Leksell Coordinate Frame G (Art no 1006559) and Leksell Vantage MRI Fiducial Box (1054250).</p> <p>This kit includes 4 sealing screws and 1 sealing screwdriver.</p>
	60300-01	<p><b>Copper Sulphate Solution 0.25 l</b></p> <p>One bottle of Copper Sulphate solution (CuSO4) 0.25 liter for use in Open MR Indicator (1006559), MR-Indicator (A0820-07), MR Phantom (104522) and MRI Fiducial Box (1054250).</p>
	1023216	<p><b>MR-Indicator Filling Needle</b></p> <p>This is a spare part filling needle for Open MR Indicator (1006559) and MRI Fiducial Box (1054250).</p>

# Training

Article Number	Description
1523444	<b>Leksell Vantage Stereotactic System On-Site Application Training</b> On-site training gives the user adequate training on how to safely and effectively use Leksell Vantage Stereotactic System.
1528626	<b>Leksell Vantage Stereotactic Neurosurgery Training Course</b> This is a two-day training program at a clinical center of excellence including hotel accommodations for 3 nights.



For almost five decades, Elekta has been a leader in precision radiation medicine.

Our nearly 4,000 employees worldwide are committed to ensuring everyone in the world with cancer has access to—and benefits from—more precise, personalized radiotherapy treatments.

## Elekta Offices

---

### Elekta AB

Box 7593  
SE-103 93  
Stockholm, Sweden

T +46 8 587 254 00  
F +46 8 587 255 00

### Europe

T +46 8 587 254 00  
F +46 8 587 255 00

### Turkey, India, Middle East & Africa

T +90 216 474 3500  
F +90 216 474 3406

### North & Central America including the Caribbean

T +1 770 300 9725  
F +1 770 448 6338

### South America & Cuba

T +55 11 5054 4550  
F +55 11 5054 4568

### Asia Pacific

T +852 2891 2208  
F +852 2575 7133

### Japan

T +81 3 6722 3800  
F +81 3 6436 4231

### China

T +86 10 5669 2800  
F +86 10 5669 2900

---

 [elekta.com](https://www.elekta.com)

 [/elekta](https://www.facebook.com/elekta)

 [@elekta](https://twitter.com/elekta)

 [/company/  
elekta](https://www.linkedin.com/company/elekta)

